



JST16E-1200SW 16A TRIAC

Rev.A.1.1

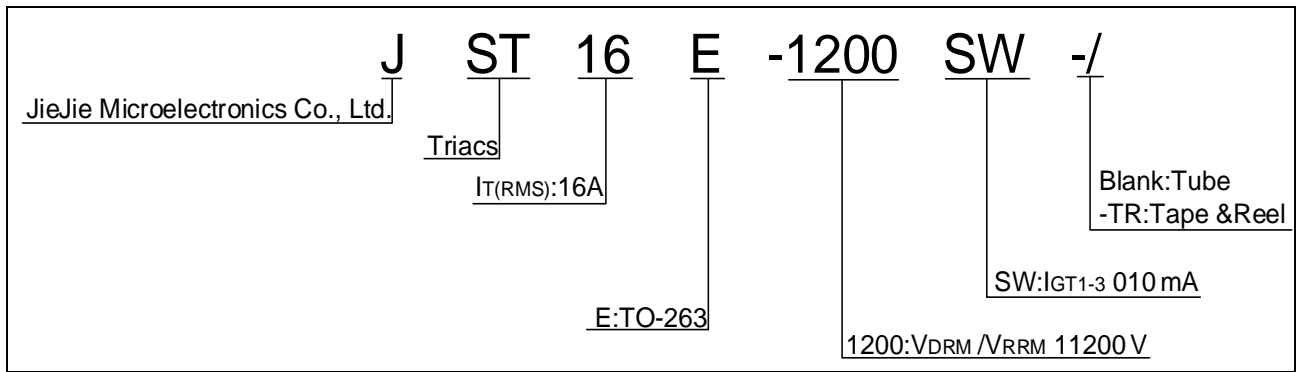
DESCRIPTION:

The JST16E-1200SW triac is suitable for general purpose AC switching. It can be used as an ON/OFF function in

applications such as heating



ORDERING INFORMATION



MARKING

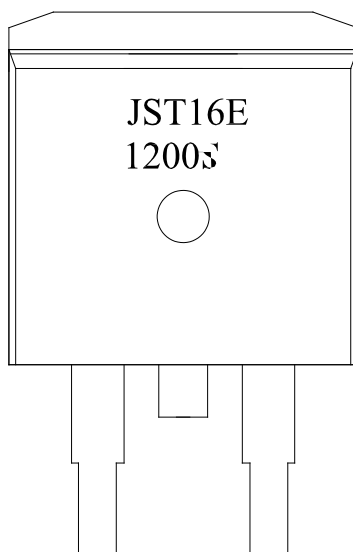
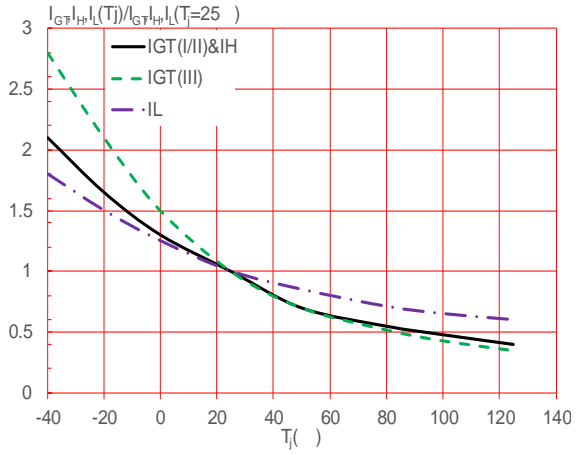


FIG.1: Maximum power dissipation versus RMS on-state current

FIG.2: RMS on-state current versus case temperature

FIG.7: Relative variations of gate trigger current, holding current and latching current versus junction temperature

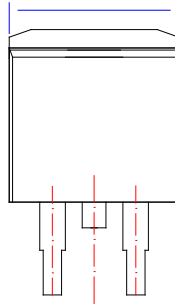
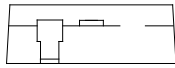




JST16E-1200SW

JieJie MicroelWci-eCM

PACKAGE MECHANICAL DATA



Ref.	Dimensions					
	Millimeters			Inches		
	Min.	Typ.	Max.	Min.	Typ.	Max.
A	9.90		10.20	0.390		0.402
B	14.70		15.80	0.579		0.622
C	9.40		9.60	0.370		0.378
D	2.40			0.094		
E	1.20		1.50	0.047		0.059
F	0.75		0.85	0.029		0.033



