

JST137K-600D 8A TRIAC

Rev.A.1.2

## DESCRIPTION:


The JST137K-600D triac is suitable for general purpose AC switching. It can be used as an ON/OFF function in applications such as heating regulation, induction motor starting circuits, for phase control operation in light dimmers, motor speed controllers. Package TO-252 is RoHS compliant.

## MAIN FEATURES

## ABSOLUTE MAXIMUM RATINGS

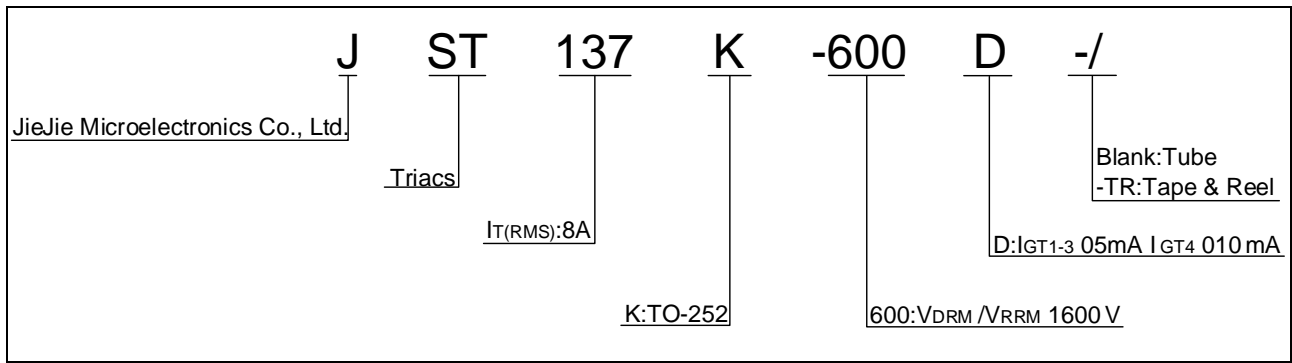
| Parameter  | Symbol       | Value   | Unit                 |
|--|--------------|---------|----------------------|
| Storage junction temperature range   | $T_{stg}$    | -40-150 |                      |
| Operating junction temperature range   | $T_j$        | -40-125 |                      |
| Repetitive peak off-state voltage ( $T_j=25^\circ\text{C}$ )   | $V_{DRM}$    | 600     | V                    |
| Repetitive peak reverse voltage ( $T_j=25^\circ\text{C}$ )   | $V_{RRM}$    | 600     | V                    |
| RMS on-state current ( $T_c 068^\circ\text{C}$ )   | $I_{T(RMS)}$ | 8       | A                    |
| Non repetitive surge peak on-state current (full cycle, $t_p=20\text{ms}$ , $T_j=25^\circ\text{C}$ )   | $I_{TSM}$    | 65      | A                    |
| Non repetitive surge peak on-state current (full cycle, $t_p=16.6\text{ms}$ , $T_j=25^\circ\text{C}$ ) |              | 72      |                      |
| $I^2t$ value for fusing ( $t_p=10\text{ms}$ , $T_j=25^\circ\text{C}$ )                                 | $I^2t$       | 21      | $\text{A}^2\text{s}$ |

ELECTRICAL CHARACTERISTICS (unless otherwise specified)



| Quadrant  | Value | Unit |
|-----------|-------|------|
| - - - ALi |       |      |

ORDERING INFORMATION



MARKING

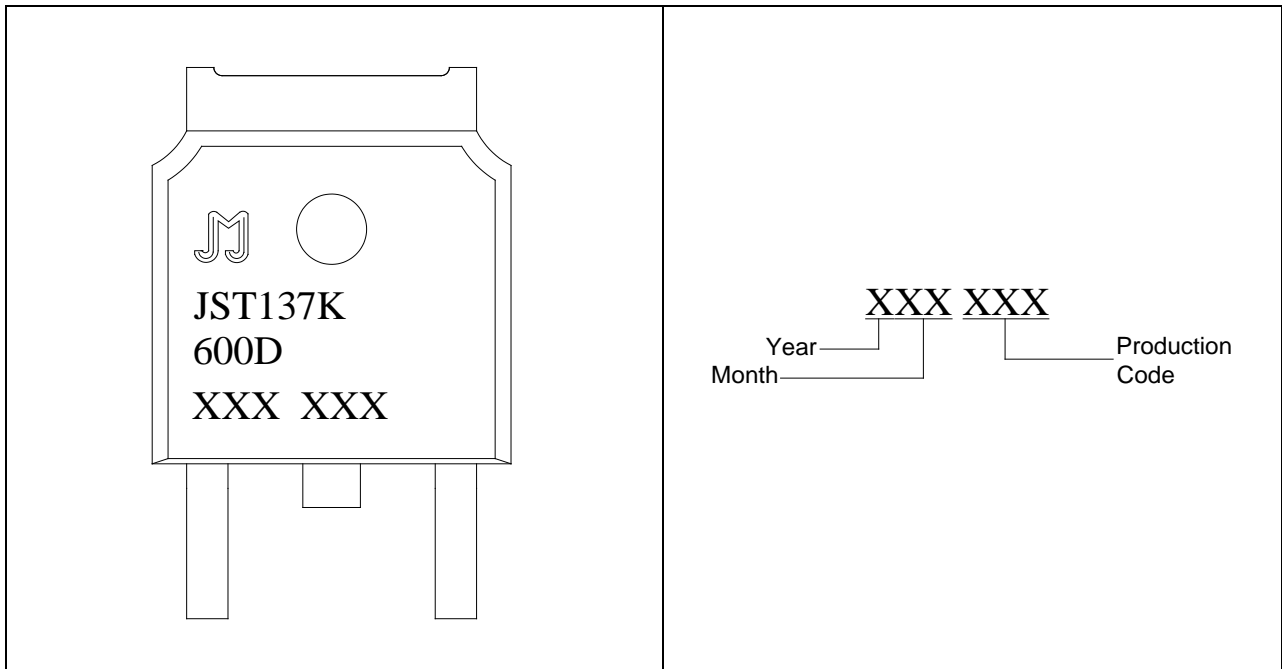
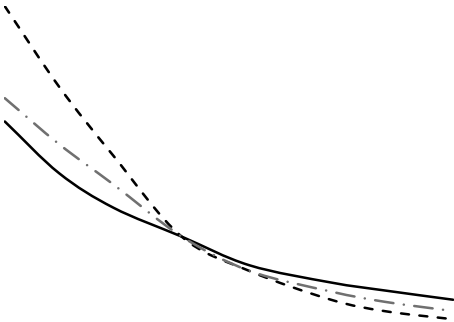


FIG.1: Maximum power dissipation versus RMS on-state current



FIG.2: RMS on-state current versus case temperature

FIG.7: Relative variations of gate trigger current, holding current and latching current versus junction temperature




JST137K-600D

ORDERING INFORMATION

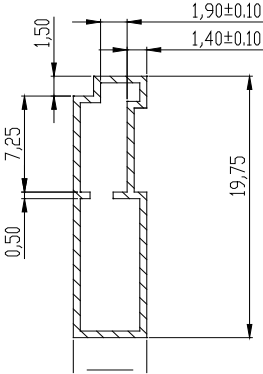
| Order code | Voltage<br>$V_{DRM}/V_{RRM}$ (V) | IGT(mA) | Package |  |
|------------|----------------------------------|---------|---------|--|
|------------|----------------------------------|---------|---------|--|

PACKAGE MECHANICAL DATA

| Ref. | Dimensions  |      |      |        |      |      |
|------|-------------|------|------|--------|------|------|
|      | Millimeters |      |      | Inches |      |      |
|      | Min.        | Typ. | Max. | Min.   | Typ. | Max. |
| A    | 2.10        |      |      |        |      |      |
| A2   | 0           |      |      |        |      |      |
| B    |             |      |      |        |      |      |
| C    |             |      |      |        |      |      |
| D    |             |      |      |        |      |      |
| E    |             |      |      |        |      |      |
| G    |             |      |      |        |      |      |
| G1   |             |      |      |        |      |      |
| L    |             |      |      |        |      |      |



DELIVERY MODE



Information furnished in this document is believed to be accurate and reliable. However, Jiangsu JieJie Microelectronics Co., Ltd assumes no responsibility for the consequences of use without consideration for such information nor use beyond it. Information mentioned in this document is subject to change without notice, apart from that when an agreement is signed, Jiangsu JieJie complies with the agreement.

Products and information provided in this document have no infringement of patents. Jiangsu JieJie assumes no responsibility for any infringement of other rights of third parties which may result from the use of such products and information. This document supersedes and replaces all information previously supplied.

is a registered trademark of Jiangsu JieJie Microelectronics Co., Ltd.

Copyright © 2025 Jiangsu JieJie Microelectronics Co., Ltd. All rights reserved.