

JIEJIE MICROELECTRONICS CO., LTD.

T0850H-6K 8A TRIAC

Rev.A.1.2

DESCRIPTION:

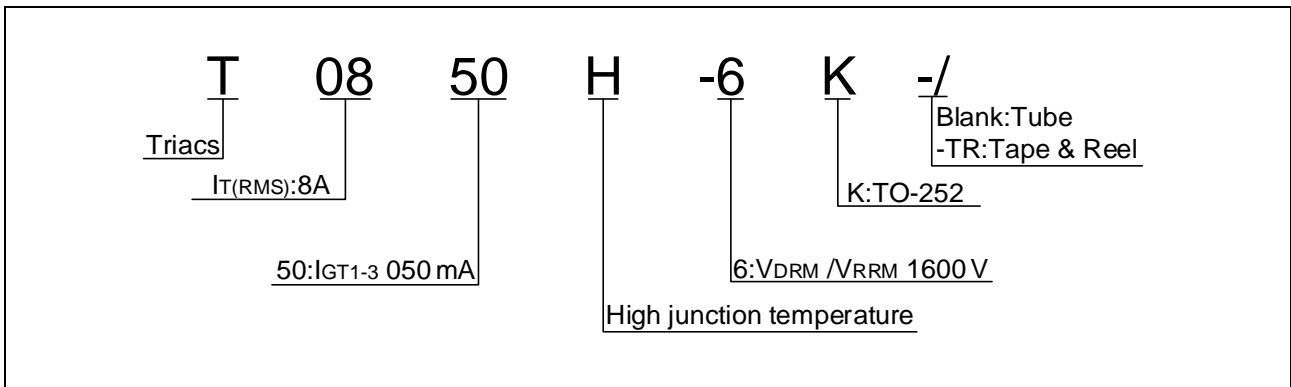
The T tTm0.9.9p342T17.613 1.4[(T507.4 (N)-1.1 (:)]°C 1.507 02Td (T3.322 ((d8f 0 Tc . 1.507 C

Peak pulse voltage ($T_j=25$; non-repetitive, off-state; FIG.8)	V_{pp}	3.5	kV
----------------------------------------------------------------------	----------	-----	----

ELECTRICAL CHARACTERISTICS (unless otherwise specified)

Symbol	Test Condition	Quadrant	Value		Unit
I_{GT}	$V_D=12V R_L=33$	- -	MAX.	50	mA
V_{GT}		- -	MAX.1	V	
V_{GD}	$V_D=V_{DRM} T_j=150$				

ORDERING INFORMATION



MARKING




FIG.1: Maximum power dissipation versus RMS on-state current

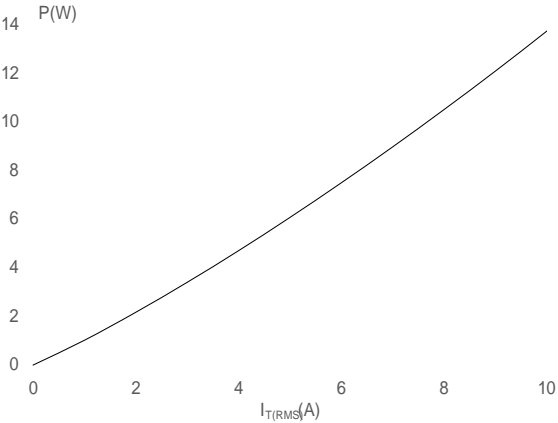
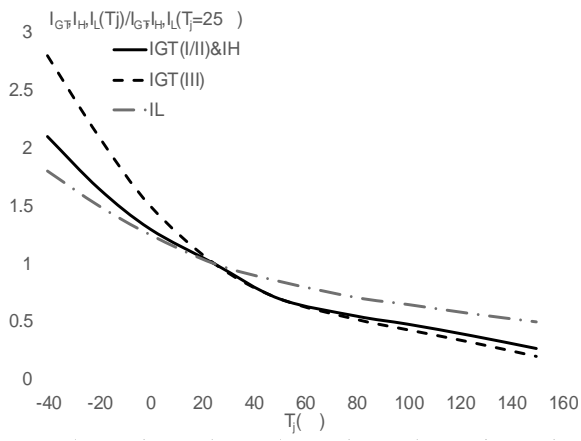


FIG.2: RMS on-state current versus case temperature

FIG.7: Relative variations of gate trigger current, holding current and latching current versus junction temperature



ORDERING INFORMATION

Order code	Voltage V_{DRM}/V_{RRM} (V)	IGT(mA)	Package	Base qty. (pcs)	Delivery mode
		- -			
T0850H-6K	600	50	TO-252	80	Tube
T0850H-6K-TR				2,500	Tape & Reel

Document Revision History

Date	Revision	Changes
Apr.11, 2023	A.1.0	Last updated
Oct.23, 2023	A.1.1	Change $R_{th(j-c)}$ & $R_{th(j-a)}$
Oct.21, 2025	A.1.2	Revise PACKAGE MECHANICAL DATA

DELIVERY MODE

