



JE

08

MIS

EA1.0

DESCRIPTION:

800 MIS 1000

1000

6 0 -9 1000

9 .

With 1000 008

M1

1000 10

1000 10

10 10 1000

10 10

02 5V 6

10 1000

MAIN FEATURES

10

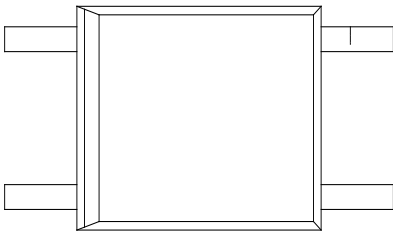
Z _θ - 9 6	I _F	V _H	I _F = 100 I _F	-	-	20	V
	L _g 6	I _D 2	I _F = 100 V _D = 100 V _D	-	-	5	A

NOTE3 Test voltage must be applied within dV/dt ratings.

NOTE4 Refer to Fig. 1 & Fig. 5

ORDERING AND MARKING INFORMATION

MARKING INFORMATION

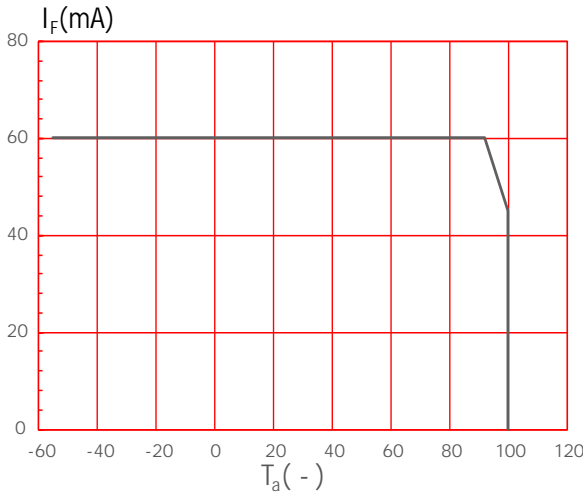


Characteristics Curves

E1: ~~0 - 100 mA~~

E2: 0 - ~~100 mA~~

~~mA~~



TEST CIRCUITS

Fig 2:

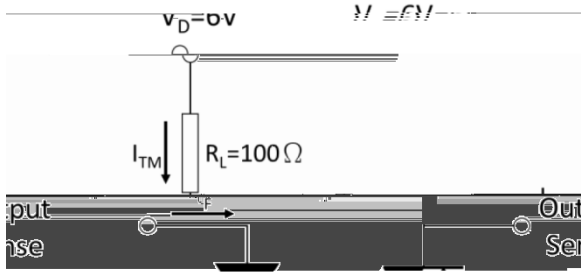


Fig 3:

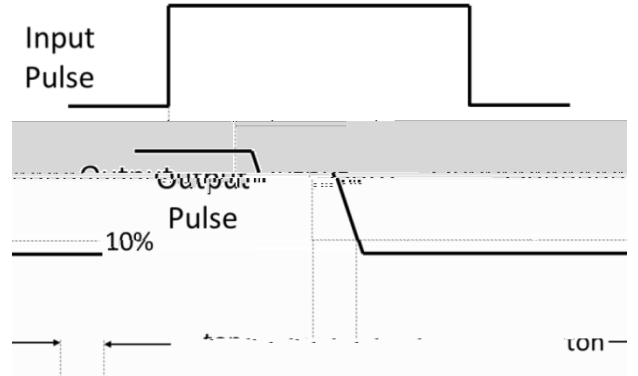


Fig 4:

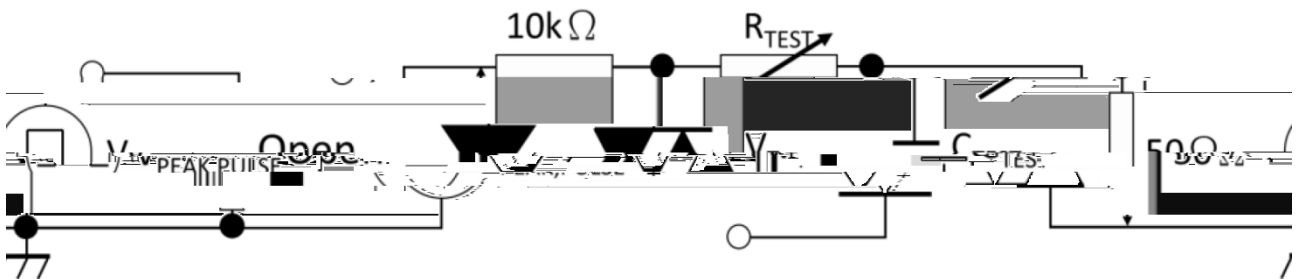


Fig 5:



04

Je