

### Product Summary

	Value	Unit
	100	V
	3.0	V
	369	A
	2.0	m

Package	# of Pins	Marking	MSL	T <sub>J</sub> (°C)	Media	Quantity (pcs)
PowerJE@10x12	8	SH1002N	1	-55 to 175	13-inch Reel	2000

	Symbol	Unit
	V <sub>DS</sub>	V
	V <sub>GS</sub>	V
Continuous Drain Current (1)	T <sub>C</sub> = 25°C I <sub>D</sub>	369
	T <sub>C</sub> = 100°C	261
Pulsed Drain Current (2)	I <sub>DM</sub>	1476
Avalanche Energy (3)	E <sub>AS</sub>	1350
	T <sub>C</sub> = 100°C	300
Junction & .34 528 73.2 294.14 154.49 11.76	T <sub>J</sub> , T <sub>STG</sub>	°C



Symbol	Min.	Typ.	Max.	Unit
--------	------	------	------	------



## Typical Electrical & Thermal Characteristics

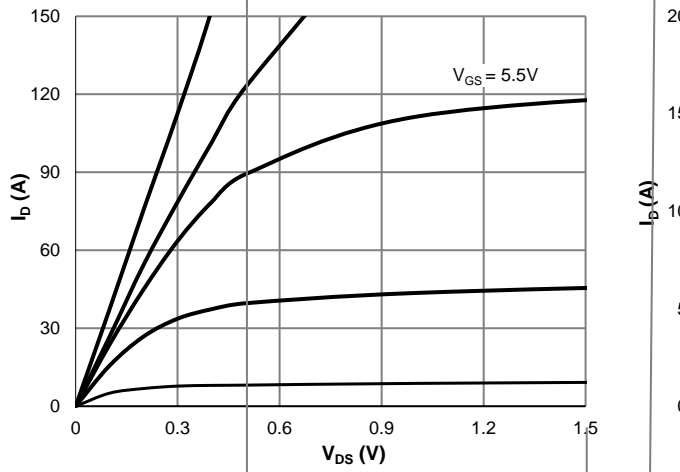


Figure 1: Saturation Characteristics

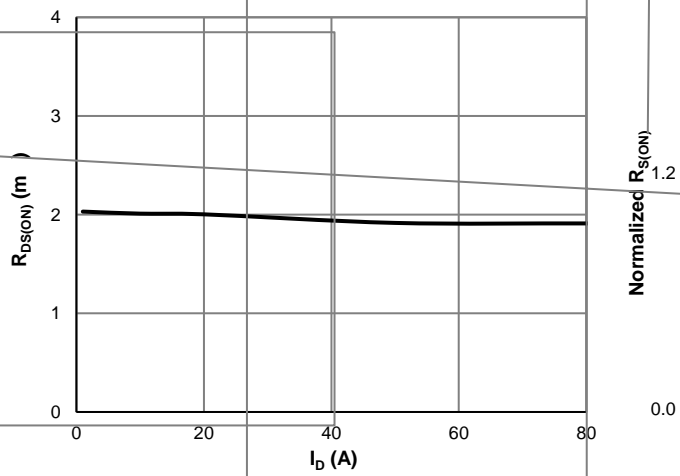


Figure 3:  $R_{DS(ON)}$  vs. Drain Current



Typical Electrical & Thermal Characteristics

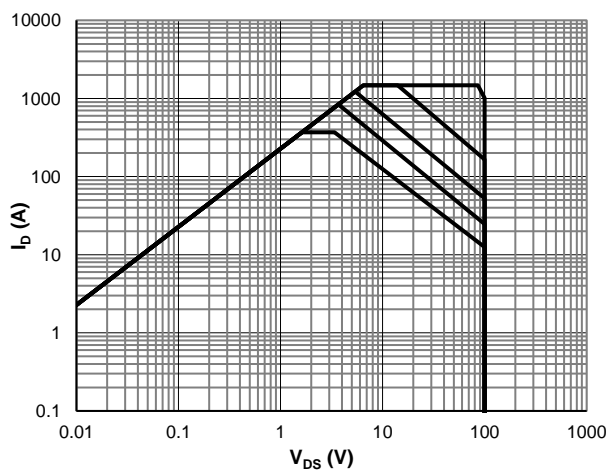



Figure 11: Maximum Safe Operating Area



Typical Electrical & Thermal Characteristics

